

# Dynamic Positioning System



## Engine and Rudder control

Throttle and shift control for single and twin screw vessels. Suitable for mechanical and electronic engines and gear boxes. Up to eight stations possible.

## Super soft Shifting

Clutch engagement is always gentle, with no rocking. Clutch pressure is increased steadily, not abruptly.



## Docking Mode

When maneuvering at low speed, the propulsion and steering system changes automatically or manually into Docking Mode. This will ready Thrusters and Engines for steering, and Trolling Valves for propulsion, when needed.



## Rudder, Throttle and Thruster control

Turning is gyro stabilized. Putting the wheel in its center detent will draw a straight line on your plotter. By deflecting the wheel, a turn rate is selected. Thruster-Joysticks at each station are for direct individual Thruster control.

## Steering by Joystick

Simply move or rotate the Joystick into the direction you want your boat to move. Change between gyro-stabilized and un-stabilized Joystick Mode by pressing a button.

## Speed Mode

Desired Ground Speed can be selected with the Joystick in Speed Mode.

## Hover-Mode - Dynamic Positioning (DP)

By pressing a button, the vessel stops automatically and holds its present position. Accuracy is within 0.2 meters, conditions permitting. Boat direction can still be controlled, for example automatically against the wind, or on a selected heading.



## Sailing to a Hover Point

The autopilot can be armed to capture an active waypoint. The boat will proceed towards the point in LAND mode, while the skipper is in control of speed or thrust. Swift breaking at the waypoint is automatic and the exact hover position will be acquired quickly.

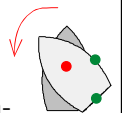


## Moving the Hover Point

In Hover Mode the hover point may be moved with the Joystick or on the map, while dragging the boat with it.

## Setting the Anchor Point on the boat

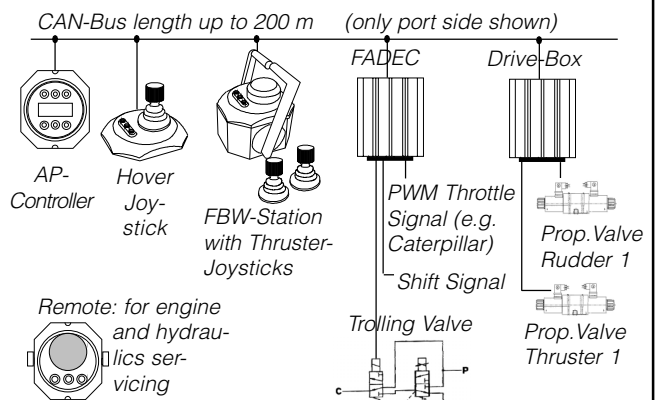
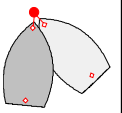
When turning in Hover Mode, the Anchor Point remains at the same map position. Select a rear Anchor Point as pivot point, when the crew is working at the stern.



For a work break use the economic Anchor Mode, the vessel is tied to a virtual buoy at the bow or stern. Thrusters may be turned off.

## Anchor Mode

For a work break use the economic Anchor Mode, the vessel is tied to a virtual buoy at the bow or stern. Thrusters may be turned off.



Two CAN-Bus branches - port und stbd - make for a redundant system.

[www.tecnautic.com](http://www.tecnautic.com)

**TECNAUTIC** 22120 Parthenia Street  
West Hills (Los Angeles), CA 91304  
Tel (888) 841-8851 Fax (818) 337-7582  
info@tecnautic.com



Switzerland:

**TECNAUTIC GmbH**

Kasernenstrasse 4 b  
CH-8184 Bachenbulach  
Tel+41-44-8862986 Fax+41-44-8862988  
sales@tecnautic.com